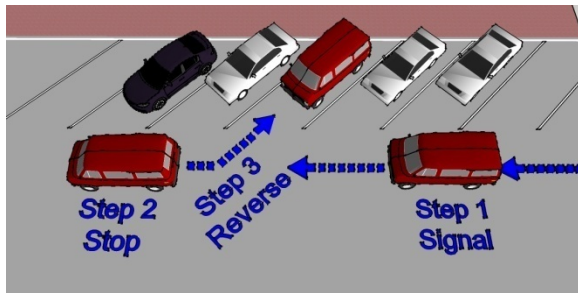


Is this really safer than head-in angled parking?

Yes! Tuscon, AZ has reported an average of 3-4 bike/car crashes per month before back-in angled parking and none in 4 plus years following implementation.

Overall, back-in angle parking improves the safety of cyclist and drivers by increasing visibility, and makes accessing your car easier and safer.



Will back-in angle parking be hard to learn?

No. The parking itself is a simple driving operation; it is, in fact, easier than parallel parking, and easier than blindly backing into an active traffic lane. Please be patient with others as we all learn this new parking technique that has a proven record in improving traffic safety.

Where is back-in angle parking used in the US?

Arlington, VA	Birmingham, AL
Charlotte, NC	Chico, CA
Everett, WA	Honolulu, HI
Indianapolis, IN	Knoxville, TN
Marquette, MI	Missoula, MT
New York, NY	Olympia, WA
Philadelphia, PA	Portland, OR
Pottstown, PA	Salem, OR
Salt Lake City, UT	San Francisco, CA
Santa Barbara, CA	Seattle, WA
Tucson, AZ	Ventura, CA
Washington, DC	Wilmington, DE




Questions/Comments?

John Foster, Town Eng/PW Director
jfoster@brunswickme.org
9 Industry Rd
Brunswick, ME 04011
(207) 725-6654
www.brunswickme.org/dpw

Town of Brunswick Maine Street Station Station Avenue

Back-In Angle Parking



What is Back-in Angle Parking

Back-in angle parking (also called “reverse angle parking”) is a safer type of angle parking that Brunswick is implementing for the 34 on-street angle parking spaces on Station Avenue. Instead of pulling into the parking spot, cars back into their spots, allowing them to make eye contact with oncoming traffic when exiting the parking space.

On Maine Street we have a number of angle parking spaces where you drive in and then must back out into moving traffic. Driver visibility is significantly reduced when backing out and there have been numerous accidents on Maine Street caused by cars backing out of their parking space. We hope to avoid that condition on Station Avenue making parking safer for all. If you prefer not to use the back-in angle parking spaces there are 15 on-street parallel spaces and 95 off-street spaces available in the Maine Street Station parking lots.

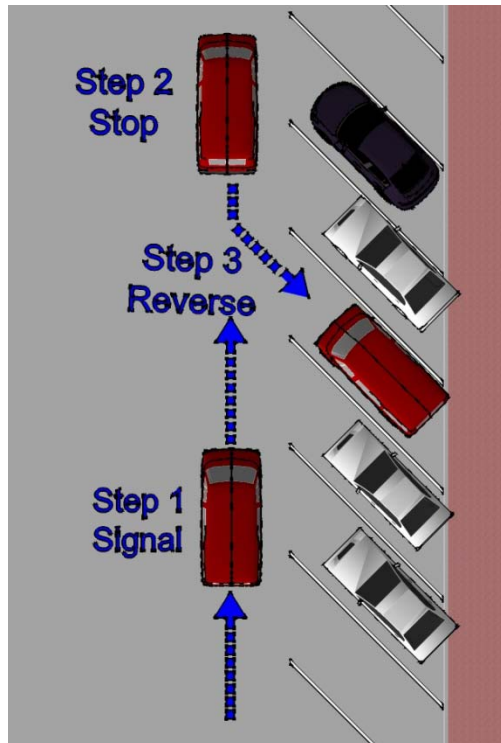
Please do not park head-in to the angle spaces on Station Avenue as that is a traffic violation and subject to a ticket and fine. It will also put the vehicle and others at risk as they will be on the wrong side of the road when backing out if parked head-in.

How does back-in angle parking work?

Just like parallel parking:

1. Signal a right turn to warn other drivers.
2. Pull past the parking space and stop.
3. Put your car in reverse and back into the parking spot.

These three simple steps are illustrated by the diagram below.



What are the benefits of back-in parking?

Some anticipated benefits of this parking strategy for Station Avenue are:

1. **Improved visibility and increased field of vision.** When leaving the parking space, motorists are able to see oncoming traffic.
2. **Decreased number of collisions.** Motorists no longer have to back out blindly from their parking space.
3. **Improved safety:**
 - **For children.** Car doors open in a manner that directs children to the back of the vehicle, ushering them towards the sidewalk rather than the street.
 - **For cyclists.** As vehicles exit their parking stall, they are able to see cyclists in the roadway.
4. **Improved loading and unloading.** Trunks are adjacent to the sidewalk and open car doors offer protection from the street, allowing loading and unloading to occur outside of the traveled roadway.
5. **Traffic calming.** Station Avenue is a pedestrian oriented street with a 20 mph Speed Limit, numerous crosswalks and an elevated table in the center area. We want to encourage the slow speed of vehicles using Station Avenue.